

DRESS UP AS...

THE VERY HUNGRY CATERPILLAR



TO MAKE THE BODY

1. Cut out two really big squares of card. Make sure they are bigger than your child's body! Then cut two 6cm x 50cm card strips to use for the straps.

2. Paint both sides of the pieces of card and straps light green. When the paint has dried, paint on some dark green wiggly stripes.



4. Attach the two straps to the inside back and front of The Very Hungry Caterpillar's cardboard body, using sticky fixers and strong gaffer or parcel tape. Use enough to make sure it is attached really well.


YOU WILL NEED

- ✓ Green top and trousers/tights
- ✓ Light and dark green paint
- ✓ Paintbrush
- ✓ A2 cardboard x 2 or use an old box flattened down
- ✓ Scissors
- ✓ Ruler
- ✓ Pencil
- ✓ Brown card
- ✓ Double-sided tape
- ✓ Sticky fixers
- ✓ Strong tape e.g. gaffer tape

You can also make the caterpillar's body from a green garden bag with green crepe paper stripes



3. Print out the **legs template** and cut out the pieces. Place the template legs on to brown card and draw round **six** times for your caterpillar legs. Attach to the underside of the boards with double-sided tape or gaffer tape.



YOU WILL NEED

- ✓ Red wool beanie hat
- ✓ 2 x lilac pipecleaners
- ✓ 2 x pink beads
- ✓ Green and yellow card
- ✓ Scissors
- ✓ Pencil
- ✓ Double-sided tape

TO MAKE THE HEAD



1. Print out the **eyes and nose templates** and cut them out. Place on to yellow and green card and cut one set of yellow circles and one set of green circles. Attach the eyes and nose to the hat with double-sided tape.

2. Push a folded pipe cleaner through the top of the hat and wind around itself, pushing a bead on the top to keep in place. Repeat this again on other side of hat. Don't worry if you don't have beads, just fold over the pipe cleaners.



TO MAKE THE FOOD

1. Print and cut out the **food template** pieces and draw round them on to white card. Colour them in or paint them with felt pens, crayons or oil pastels.

2. **VERY CAREFULLY** cut out the holes with scissors and thread through a length of ribbon to make some tasty bits of food!




Top off your outfit with an essential copy of *The Very Hungry Caterpillar* to read on the day.

YOU WILL NEED

- ✓ White card
- ✓ Felt pens, oil pastels or crayons
- ✓ Scissors
- ✓ Pencil

OUTFIT TIPS

If you don't have a green top and leggings, why not dye some?




Find other fantastic book-inspired fancy dress ideas at BOOKAID.ORG/WORLDBOOKDAY



THE VERY HUNGRY CATERPILLAR

Eyes and Nose Templates


Cut 



**green
eyes**



**yellow
eyes**



nose

THE VERY HUNGRY CATERPILLAR

Food Templates

Cut 

